



STATEMENT OF FINANCIAL POSITION

As of 31 March 2024


(MNT)

	Items of the statement of financial position	Beginning balance /2023.12.31/	Ending balance /2024.03.31/
1	ASSETS		
1.1	Cash and cash equivalents	1,798,147,992,594.32	1,447,777,710,969.41
1.1.1	Cash on hand	67,977,909,064.34	34,547,688,396.30
1.1.2	Due from banks and financial institutions	681,381,802,075.26	363,967,693,872.52
1.1.3	Cash equivalents	1,046,019,649,335.77	1,046,926,384,429.87
1.1.4	Accrued interest on cash and cash equivalents	2,768,632,118.95	2,335,944,270.73
1.2	Due from banks and financial institutions	239,378,374,785.05	266,635,280,689.06
1.2.1	Due from the Bank of Mongolia	239,748,124,782.71	267,047,132,404.98
1.2.2	Due from other banks and financial institutions	-	-
1.2.3	Other assets	-	-
1.2.4	Accrued interest on due from banks and financial institutions	-	-
1.2.5	Provision for impairment of due from banks and financial institutions	(369,749,997.66)	(411,851,715.92)
1.3	Investment	129,152,996,712.65	125,819,109,880.06
1.3.1	Trading securities (FVTPL)	-	-
1.3.2	Available for sale securities	110,341,006,303.51	107,618,490,277.91
1.3.3	Securities held to maturity	-	-
1.3.4	Securities classified as loan and receivables	-	-
1.3.5	Investment in subsidiary, associate, and joint venture	-	-
1.3.6	Encumbered securities	13,000,000,000.00	13,000,000,000.00
1.3.7	Accrued interest on investment	8,611,935,846.58	7,956,863,970.90
1.3.8	Provision for impairment of investment	(2,799,945,437.44)	(2,756,244,368.75)
1.4	Loan (net)	2,720,350,929,155.55	2,887,003,926,159.05
1.4.1	Loan within due	2,598,497,195,012.58	2,770,919,380,339.33
1.4.2	Past due loan	70,274,791,549.97	64,292,532,249.41
1.4.3	Substandard loan	12,500,326,182.10	11,697,101,994.17
1.4.4	Doubtful loan	8,935,542,630.26	7,471,447,815.49
1.4.5	Loss loan	59,542,875,356.97	57,093,237,284.22
1.4.6	Deferred transaction cost (fees on loans)	(12,626,372,320.92)	(13,236,531,069.98)
1.4.7	Accrued interest on loan	45,712,172,337.38	47,773,147,375.78
1.4.8	Loan loss provision	(62,485,601,592.79)	(59,006,389,829.38)
1.5	Derivative financial assets	56,800,917,709.73	54,505,467,601.05
1.6	Other financial assets	29,432,407,965.53	20,250,371,343.06
1.6.1	Receivables from others (net)	29,432,407,965.53	20,250,371,343.06
1.6.2	Interbank receivables	-	-
1.6.3	Repossessed collaterals – financial assets (net)	-	-
1.6.4	Other financial assets	-	-
1.7	Other non-financial assets	59,821,906,730.31	57,994,473,393.72
1.7.1	Other settlements	29,682,244,268.86	31,992,617,117.18
1.7.2	Inventories materials and valuables (excluding precious materials)	2,598,458,154.79	2,125,543,038.12
1.7.3	Gold and other precious metals (net)	94,439,362.68	94,439,362.68
1.7.4	Repossessed collaterals – non financial assets (net)	9,443,968,093.99	9,642,537,515.24
1.7.5	Current income tax prepayment	25,631,356.00	25,631,356.00
1.7.6	Deferred income tax assets	8,870,068,127.59	5,199,273,346.75
1.7.7	Other non financial assets	9,107,097,366.41	8,914,431,657.75
1.8	Property, plant and equipment	66,281,751,529.55	66,538,469,536.95
1.9	Investment properties	-	-
1.10	Non-current asset held for sale	1,387,249,583.82	553,990,512.86
1.11	Intangible asset	18,667,114,054.76	18,401,436,263.43
	Total assets	5,119,421,640,821.26	4,945,480,236,348.65

2	LIABILITIES		
2.1	Current accounts	663,709,615,898.36	571,007,386,449.44
2.1.1	Nominal amount	663,709,615,898.36	571,007,386,449.44
2.1.2	Accrued interest payable on current accounts	-	-
2.2	Savings accounts	2,156,508,994,821.87	2,227,878,334,040.77
2.2.1	Demand deposit savings	170,993,684,035.36	152,689,857,904.24
2.2.2	Time deposit savings	1,959,803,296,756.07	2,048,631,053,612.58
2.2.3	Other types of current and savings accounts	13,088,144,288.41	12,954,986,890.11
2.2.4	Accrued interest payable on savings accounts	12,623,869,742.02	13,602,435,633.85
2.3	Due to banks and financial institutions	1,297,532,571,172.34	1,308,535,897,759.14
2.3.1	Deposits placed by other banks and financial institutions	79,443,211,983.04	98,276,277,553.54
2.3.2	Loan from other banks and financial institutions	1,211,903,841,708.19	1,189,326,098,458.19
2.3.3	Deferred transaction fee	(10,590,809,897.39)	(9,435,812,529.15)
2.3.4	Accrued interest payable on due to banks and financial institutions	16,776,327,378.50	30,369,334,276.56
2.4	Other borrowed funds	184,089,127,506.02	35,406,128,817.67
2.4.1	Bonds and bills issued by the bank	-	-
2.4.2	Securities issued by the bank	-	-
2.4.3	Project loan financing	7,966,933,135.20	7,538,601,236.41
2.4.4	Repurchase agreements (repos)	162,431,954,446.64	12,820,841,819.41
2.4.5	Syndicated fund	405,883,400.37	405,632,234.14
2.4.6	Other	13,264,265,143.65	14,172,774,069.64
2.4.7	Deferred transaction fee	-	-
2.4.8	Accrued interest payable on other borrowed funds	20,091,380.16	468,279,458.07
2.5	Derivative financial liabilities	14,332,115,283.25	23,581,722,409.24
2.6	Other financial liabilities	106,181,310,540.68	78,049,502,644.57
2.7	Other non-financial liabilities	75,005,168,084.95	53,219,278,440.16
2.8	Subordinated debt	-	-
2.9	Preferred shares (liability)	-	-
	Total liabilities	4,497,358,903,307.46	4,297,678,250,560.98
3	EQUITY		
3.1	Share capital	105,270,000,000.00	105,270,000,000.00
3.1.1	Preferred shares (equity)	-	-
3.1.2	Common shares	105,270,000,000.00	105,270,000,000.00
3.2	Paid-in capital	30,586,768,164.70	30,586,768,164.70
3.3	Treasury share	-	-
3.4	Revaluation surplus	18,528,613,201.77	18,528,613,201.77
3.5	Retained earnings	399,787,063,887.69	426,317,049,180.75
3.6	Other components of equity	67,890,292,259.64	67,099,555,240.45
3.6.1	Share option	-	-
3.6.2	Reserve funds	11,439,407,367.49	11,439,407,367.49
3.6.3	Reserve of translation and revaluation	-	-
3.6.4	Non-distributable regulatory reserve for BOM loan loss provisions	53,253,543,574.30	53,253,543,574.30
3.6.5	Reserve for staff social development funds	-	-
3.6.6	Equity part of convertible debt instrument	-	-
3.6.7	Equity part of convertible borrowings	-	-
3.6.8	Reserve for revaluation of available for sale securities	-	-
3.6.9	Reserve for revaluation of hedging instrument	-	-
3.6.10	Other	3,197,341,317.86	2,406,604,298.66
3.7	Total owners' equity	622,062,737,513.80	647,801,985,787.67
	Total liabilities and equity	5,119,421,640,821.26	4,945,480,236,348.65

CHIEF EXECUTIVE OFFICER

CHIEF FINANCIAL OFFICER



TSEVEGJAV GUMENJAV

ERDENEBAVAR GANZORIG


As of 31 March 2024

(MNT)

Д/д	Items of income and expense	Beginning balance /2023.12.31/	Ending balance /2024.03.31/
1	Interest income	534,681,934,898.43	168,076,686,594.43
1.1	Interest income of due from the Bank of Mongolia	18,493,666,754.83	4,883,304,904.24
1.2	Interest income of due from other banks and financial institutions	2,043,397,174.31	1,337,673,973.03
1.3	Interest income of investment	108,166,769,987.52	39,547,028,860.60
1.4	Interest income of loan	398,094,295,060.12	118,822,678,408.89
1.5	Other interest income	7,883,805,921.65	3,486,000,447.67
2	Interest expense	284,186,728,864.60	95,419,730,482.87
2.1	Interest expense of current accounts	2,048,818,003.17	973,750,274.92
2.2	Interest expense of savings	160,471,736,723.62	50,351,248,659.11
2.3	Interest expense of borrowings	90,525,572,173.73	26,055,972,918.15
2.4	Interest expense of debt instruments	755,740,806.45	186,249,979.48
2.5	Other interest expense	30,384,861,157.62	17,852,508,651.21
3	Net interest income/expense [(1)-(2)]	250,495,206,033.83	72,656,956,111.56
4	Impairment loss on	189,605,187.53	243,906,568.75
4.1	Due from banks and financial institutions	27,810,398.73	108,673,616.83
4.2	Investment	161,794,788.80	135,232,951.92
4.3	Loans	-	-
5	Net income after impairment loss [(3)-(4)]	250,305,600,846.30	72,413,049,542.81
6	Other revenue	79,396,034,576.19	20,612,675,659.02
6.1	<i>Non-interest income</i>	<i>75,156,652,836.71</i>	<i>20,192,199,302.33</i>
6.1.1	Gain or (loss) on trading of financial instruments	9,883,302,313.05	2,699,481,554.17
6.1.2	Gain or (loss) on translation or revaluation of financial instruments	-	-
6.1.3	Income from service fee and charges	50,216,255,097.62	12,854,541,164.47
6.1.4	Other non-interest income	15,057,095,426.04	4,638,176,583.69
6.2	<i>Other income and gains</i>	<i>4,239,381,739.48</i>	<i>420,476,356.69</i>
7	Other expense	139,013,018,221.72	35,937,587,508.03
7.1	<i>Non-interest expense</i>	<i>132,746,382,073.29</i>	<i>35,269,531,225.98</i>
7.1.1	Other impairment loss	138,076,004.05	-
7.1.2	Gain or (loss) on trading	-	-
7.1.3	Gain or (loss) on translation or revaluation	1,367,843,716.12	574,059,369.26
7.1.4	Expenses of service fee and charges	13,984,689,156.22	3,763,759,081.06
7.1.5	Other operating expenses	117,255,773,196.89	30,931,712,775.66
7.2	<i>Other expense and loss</i>	<i>6,266,636,148.43</i>	<i>668,056,282.05</i>
8	Profit or (loss) before tax (5+6-7)	190,688,617,200.78	57,088,137,693.79
9	Income tax expense	48,629,972,339.20	15,030,827,400.74
10	Profit or (loss) after tax (8-9)	142,058,644,861.58	42,057,310,293.06
11	Net profit or (loss) after tax from discontinued activities	-	-
12	Profit or (loss) for the reporting period (10+11)	142,058,644,861.58	42,057,310,293.06
13	Other comprehensive income	277,438,018.66	(790,737,019.20)
13.1	Increase or decrease of revaluation surplus of PPE and intangible assets	-	-
13.2	Increase or decrease of Reserve for revaluation of available for sale securities	277,438,018.66	(790,737,019.20)
13.3	Increase or decrease of reserve of translation and revaluation	-	-
13.4	Increase or decrease of non-distributable regulatory reserve for BOM loan loss provisions	-	-
13.5	Other	-	-
14	Profit or (loss) for the reporting period (10+11)	142,336,082,880.23	41,266,573,273.86

CHIEF EXECUTIVE OFFICER

CHIEF FINANCIAL OFFICER



TSEVEGJAV GUMENJAV

ERDENE BAYAR GANZORIG



As of 31 March 2024

STATEMENT OF CHANGES IN EQUITY

(MNT)

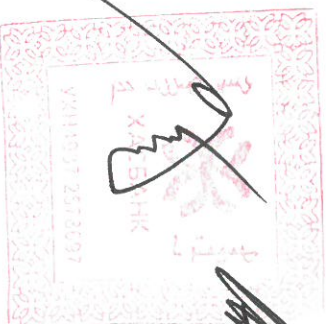
Equity items	Share capital	Share premium	Treasury share	Revaluation reserve for premises	Other components of equity	Retained earnings	Total equity
balance as of 31 December 2022	100,000,000,000.00	1,817,773,344.70	-	18,528,613,201.77	77,179,488,781.95	278,161,784,485.15	475,687,659,813.57
Adjustment of changes in accounting policies and error							-
Adjusted balance	100,000,000,000.00	1,817,773,344.70	-	18,528,613,201.77	77,179,488,781.95	278,161,784,485.15	475,687,659,813.57
Net profit or loss for the period	-	-	-	-	-	142,058,644,861.58	142,058,644,861.58
Other comprehensive income					277,438,018.66		277,438,018.66
Changes in equity	5,270,000,000.00	28,768,994,820.00	-	-	(9,566,634,540.96)	9,566,634,540.96	34,038,994,820.00
Distributed dividends	-	-	-	-	-	(30,000,000,000.00)	(30,000,000,000.00)
Realized amount of revaluation surplus							-
balance as of 31 December 2023	105,270,000,000.00	30,586,768,164.70	-	18,528,613,201.77	67,890,292,259.64	399,787,063,887.69	622,062,737,513.81
Adjustment of changes in accounting policies and error							-
Adjusted balance	105,270,000,000.00	30,586,768,164.70	-	18,528,613,201.77	67,890,292,259.64	399,787,063,887.69	622,062,737,513.81
Net profit or loss for the period	-	-	-	-	-	42,057,310,293.06	42,057,310,293.06
Other comprehensive income					(790,737,019.20)		(790,737,019.20)
Changes in equity	-	-	-	-	-	-	-
Distributed dividends	-	-	-	-	-	(15,527,325,000.00)	(15,527,325,000.00)
Realized amount of revaluation surplus							-
balance as of 31 March 2024	105,270,000,000.00	30,586,768,164.70	-	18,528,613,201.77	67,099,555,240.44	426,317,049,180.75	647,801,985,787.67

CHIEF EXECUTIVE OFFICER

CHIEF FINANCIAL OFFICER

TSEVEGJAV GUMENJAV

ERDENEBAYAR GANZORIG



As of 31 March 2024

(MNT)

	Items	Beginning balance /2023.12.31/ ***	Ending balance /2024.03.31/ ***
1	Cash flows from operating activities:		
1.1	Profit or (loss) after tax	194,418,421,246.12	53,153,763,906.57
1.2	Adjustments of gain or loss:	(252,480,122,859.05)	(74,656,080,904.99)
1.2.1	Impairment loss (+)	(15,102,577,047.73)	(4,593,945,869.22)
1.2.2	Depreciation and amortization expense (+)	10,146,808,585.81	2,688,542,756.55
1.2.3	Revaluation gain (-) or losses (+) on financial instruments excluding cash and cash equivalents	-	-
1.2.4	Accrued interest income (-)	(534,681,934,898.43)	(168,076,686,594.43)
1.2.5	Accrued interest expense (+)	284,186,728,864.60	95,419,730,482.87
1.2.6	Gains (-) or losses (+) on disposal of assets	2,970,851,636.71	(93,721,680.76)
1.2.7	Other gains (-) or losses (+)	-	-
1.3	Adjustments of changes in assets and liabilities:	6,628,490,628.42	(358,088,305,079.10)
1.3.1	Increase (-) or decrease (+) in due to banks and financial institutions	16,338,808,226.98	(27,299,007,622.27)
1.3.2	Increase (-) or decrease (+) in trading securities	-	-
1.3.3	Increase (-) or decrease (+) in loans	(680,810,825,679.69)	(161,112,810,201.69)
1.3.4	Increase (-) or decrease (+) in other financial assets	35,800,593,188.14	11,566,254,864.28
1.3.5	Increase (-) or decrease (+) in other non-financial assets	2,615,867,361.58	3,122,085,018.70
1.3.6	Increase (+) or decrease (-) in current accounts and savings accounts	445,671,582,170.33	(22,311,456,121.84)
1.3.7	Increase (+) or decrease (-) in due to banks and financial institutions	104,070,253,111.79	(139,983,847,678.74)
1.3.8	Increase (+) or decrease (-) in other financial liabilities	68,377,283,373.51	(18,882,200,770.12)
1.3.9	Increase (+) or decrease (-) in other non-financial liabilities	14,564,928,875.78	(3,187,322,567.43)
1.4	Other adjustments:	198,385,791,928.82	56,575,793,125.75
1.4.1	Interest received (+)	520,447,996,974.56	166,670,783,431.71
1.4.2	Interest paid (-)	(271,602,169,302.54)	(80,399,969,615.08)
1.4.3	Payment of income tax (-)	(46,440,564,183.66)	(29,695,020,690.89)
1.4.4	Written-off loan and receivables with loan loss provision (-)	(4,019,471,559.55)	-
1.4.5			
1.5	Net cash flows from operating activities	146,952,580,944.31	(323,014,828,951.77)
2	Cash flows from investing activities:	***	***
2.1	Total cash inflows (+)	12,934,655,240.08	3,079,564,625.07
2.1.1	Proceeds from disposal of PPE	18,744,790.82	1,138,998.87
2.1.2	Proceeds from disposal of intangible assets	-	-
2.1.3	Proceeds from disposal of investment properties	-	-
2.1.4	Proceeds from disposal of investment in subsidiary, associate, and joint venture	-	-
2.1.5	Proceeds from disposal of other non-current assets	915,910,449.26	1,410,225,626.20
2.1.6	Proceeds from disposal of securities classified as loan and receivables	-	-
2.1.7	Proceeds from disposal of securities available for sale	-	1,668,200,000.00
2.1.8	Proceeds from disposal of securities held to maturity	12,000,000,000.00	-
2.1.9	Dividend received	-	-
2.1.10	Other proceeds	-	-
2.2	Total cash outflows (-)	(34,506,166,456.58)	(3,170,672,899.42)
2.2.1	Acquisition of PPE	12,157,026,883.46	2,661,397,011.25
2.2.2	Acquisition of intangible assets	2,701,939,573.12	509,275,888.17
2.2.3	Acquisition of investment properties	-	-
2.2.4	Acquisition of investment in subsidiary, associate, and joint venture	-	-
2.2.5	Acquisition of securities classified as loan and receivables	-	-
2.2.6	Acquisition of securities available for sale	18,926,200,000.00	-
2.2.7	Acquisition of securities held to maturity	-	-
2.2.8	Acquisition of other non-current assets	-	-
2.2.9	Other outflows	721,000,000.00	-
2.3	Net cash flows from investing activities	(21,571,511,216.49)	(91,108,274.35)
3	Cash flows from financing activities:	***	***
3.1	Total cash inflows (+)	803,183,143,887.81	10,000,000,000.00
3.1.1	Repayment of other borrowed funds	769,144,149,067.81	10,000,000,000.00
3.1.2	Proceeds from subordinated debt	-	-
3.1.3	Proceeds from issuance of shares	34,038,994,820.00	-
3.1.4	Donation	-	-
3.1.5	Other	-	-
3.2	Total cash outflows (-)	(408,127,346,351.64)	(37,264,344,398.79)
3.2.1	Repayment of other borrowed funds	378,127,346,351.64	21,737,019,398.79
3.2.2	Repayment of subordinated debt	-	-
3.2.3	Finance lease payment	-	-
3.2.4	Repurchase of treasury shares	-	-
3.2.5	Dividends paid	30,000,000,000.00	15,527,325,000.00
3.2.6	Other	-	-
3.3	Net cash flows from financing activities	395,055,797,536.17	(27,264,344,398.79)
4	Effect of exchange rate changes on cash and cash equivalents	-	-
5	Net cash flows	520,436,867,263.98	(350,370,281,624.92)
6	Cash and cash equivalents at the beginning of the period	1,277,711,125,330.34	1,798,147,992,594.32
7	Cash and cash equivalents at the end of the period	1,798,447,992,594.32	1,447,777,710,969.41

CHIEF EXECUTIVE OFFICER

TSEVEGJAV GUMENJAV

CHIEF FINANCIAL OFFICER

ERDENEBAYAR GANZORIG

