

E-Newsletter

A scenic winter landscape featuring a river or stream in the foreground, surrounded by snow-covered banks and trees. The trees are heavily laden with snow, creating a white, frosty atmosphere. In the background, a small bridge spans across the water. The sky is a clear, bright blue, suggesting a sunny day. The overall scene is peaceful and serene, capturing the beauty of a winter day.

37th edition

**Introduction of
Government Securities**

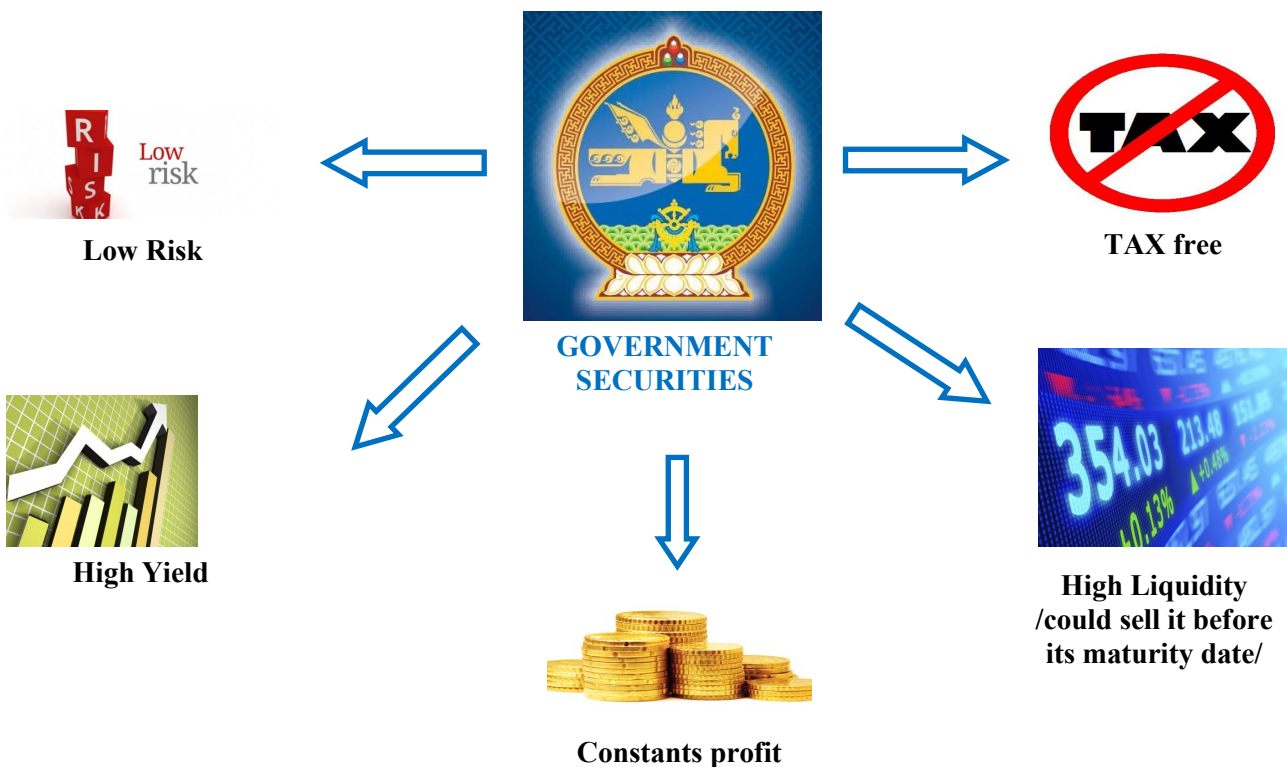
**Brief report of
November**

WHAT IS GOVERNMENT SECURITIES?

Government securities is debt obligation, issued by Government of Mongolia with promise of repayment upon maturity that is backed by government. Unit cost of this securities MNT 100,000 and it is considered as low-risk securities.



ADVANTAGES OF BUYING GOVERNMENT SECURITIES



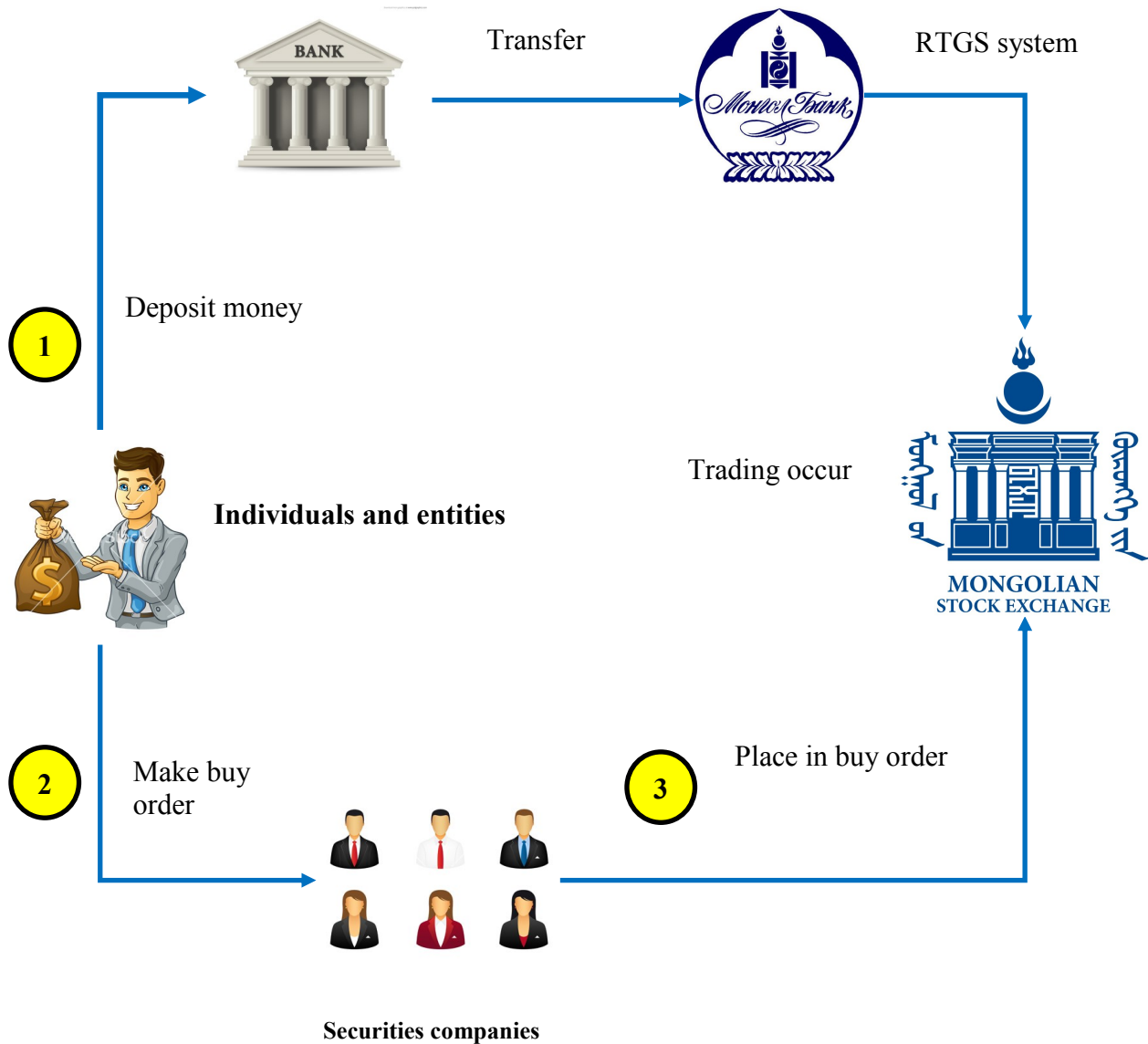
YEILD AFTER TAX AND INFLATION RATE

BANK	Annual interest	Yield after 10% tax /(1)*(1-10%)/	Yield after 11% inflation /(2)- 11%/
	(1)	(2)	(3)
TDB	10.2%	9.2%	-1.8%
Xac bank	10.5%	9.5%	-1.6%
Capital bank	11.0%	9.9%	-1.1%
Golomt bank	11.4%	10.3%	-0.7%
Khaan bank	12.1%	10.9%	-0.1%
State bank	12.4%	11.0%	0.0%
Government Securities	14.7%	No tax on Government securities	3.6%

**COMPARISON BETWEEN GOVERNMENT SECURITIES'S COUPON
AND BANK'S INTEREST RATE**

ANNUAL INTEREST RATE (BY PERCENTAGE)			
	3 months	6 months	12 months
TDB	10.2%	13.2%	15.0%
Xac bank	10.2%	13.0%	15.0%
Capital bank	11.2%	13.2%	15.5%
Golomt bank	10.8%	13.44%	15.2%
Credit bank	12.0%	13.5%	15.3%
Khaan bank	10.3%	13.3%	15.1%
State bank	10.3%	13.3%	15.2%
Government Securities	14.0%	14.5%	16.2%

STRUCTURE OF GOVERNMENT SECURITIES' TRADING



- 1. Deposit money into your account at bank.**
- 2. Make a buy order of Government Securities a your securities companies.**
- 3. Behalf of you your Securities companies place in buy order of Government Securities.**

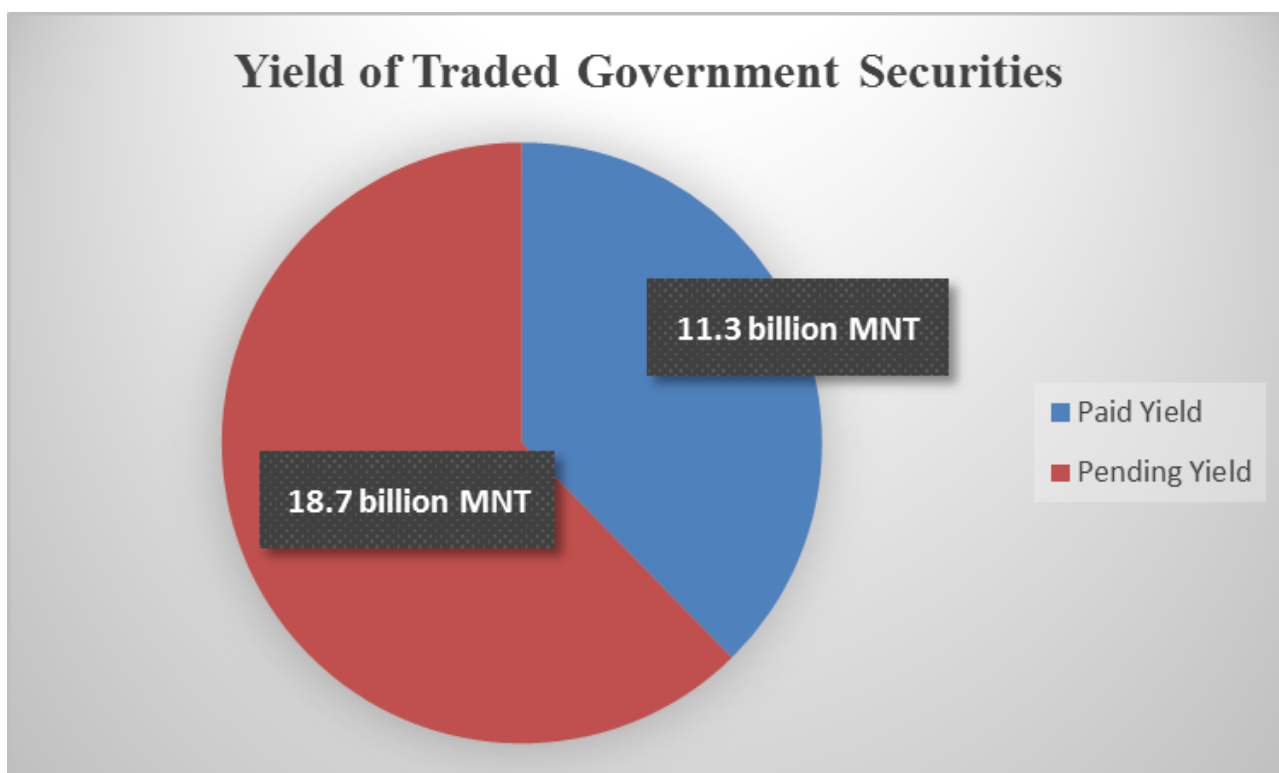
YIELD INFORMATION OF GOVERNMENT SECURITIES

Since November 2014, the primary market trading of Government Securities organized 57 times and total of 5,410,274 securities worth MNT513.5 billion has been traded.

Repayment worth MNT319.4 billion has been made by Mongolian Government to investors and investors earned total of MNT11.3 billion as a profit.

Rest of pending repayment worth MNT194.1 billion has not paid to investors. Investors will be earned total of MNT18.7 billion as a profit from Government Securities.

	Amount of Traded Government securities /billion MNT/	Yield of Traded Government Securities /billion MNT/
Paid yield	319.4	11.3
Pending yield	194.1	18.7
TOTAL	513.5	30.0



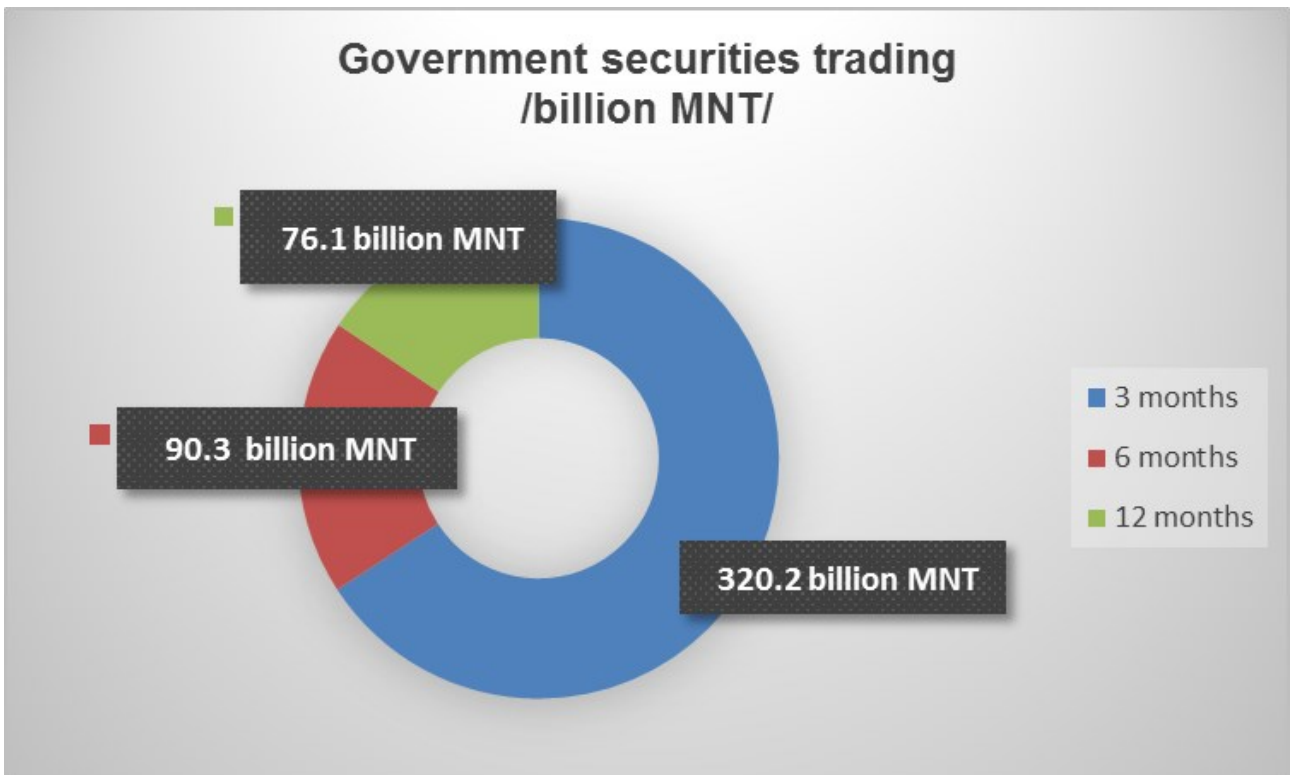
TRADING REPORT OF GOVERNMENT SECURITIES

PRIMARY MARKET

Since November 2014, the primary market trading of Government securities trading organized 57 times and total of 5,410,274 securities worth MNT 513.5 billion traded at Mongolian Stock Exchange.

This year of 2015, total of 5,034,735 Government securities worth **MNT486.6** billion has been traded and total trading consist of following types of maturities:

- 12 weeks 66%
- 28 weeks 18%
- 52 weeks 16%



SECONDARY MARKET

- Investors could possibly buy the government Securities on primary market as well as secondary market.
- Yield of the Government securities is depends on its primary market interest rate; therefore, investors should analyze the comparison between yields on primary and secondary market.
- The secondary market trading started from January 2015, since then, Government Securities with 12 weeks, 28 weeks and 52 weeks has been traded and total of MNT3.4 billion transaction has been made.



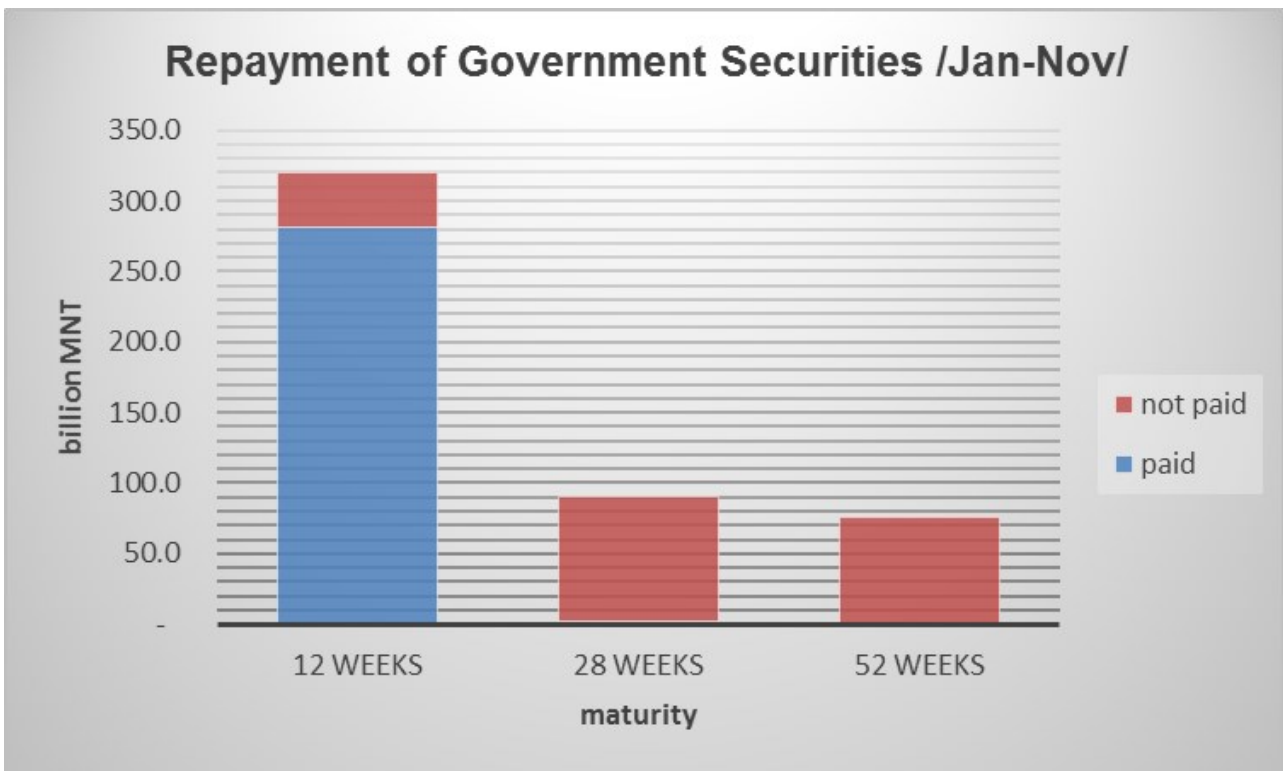
REPAYMENT OF GOVERNMENT SECURITIES

From 1 January 2015 until 30 November 2015, Government Securities worth MNT486.7 billion has been traded through Mongolian Stock Exchange.

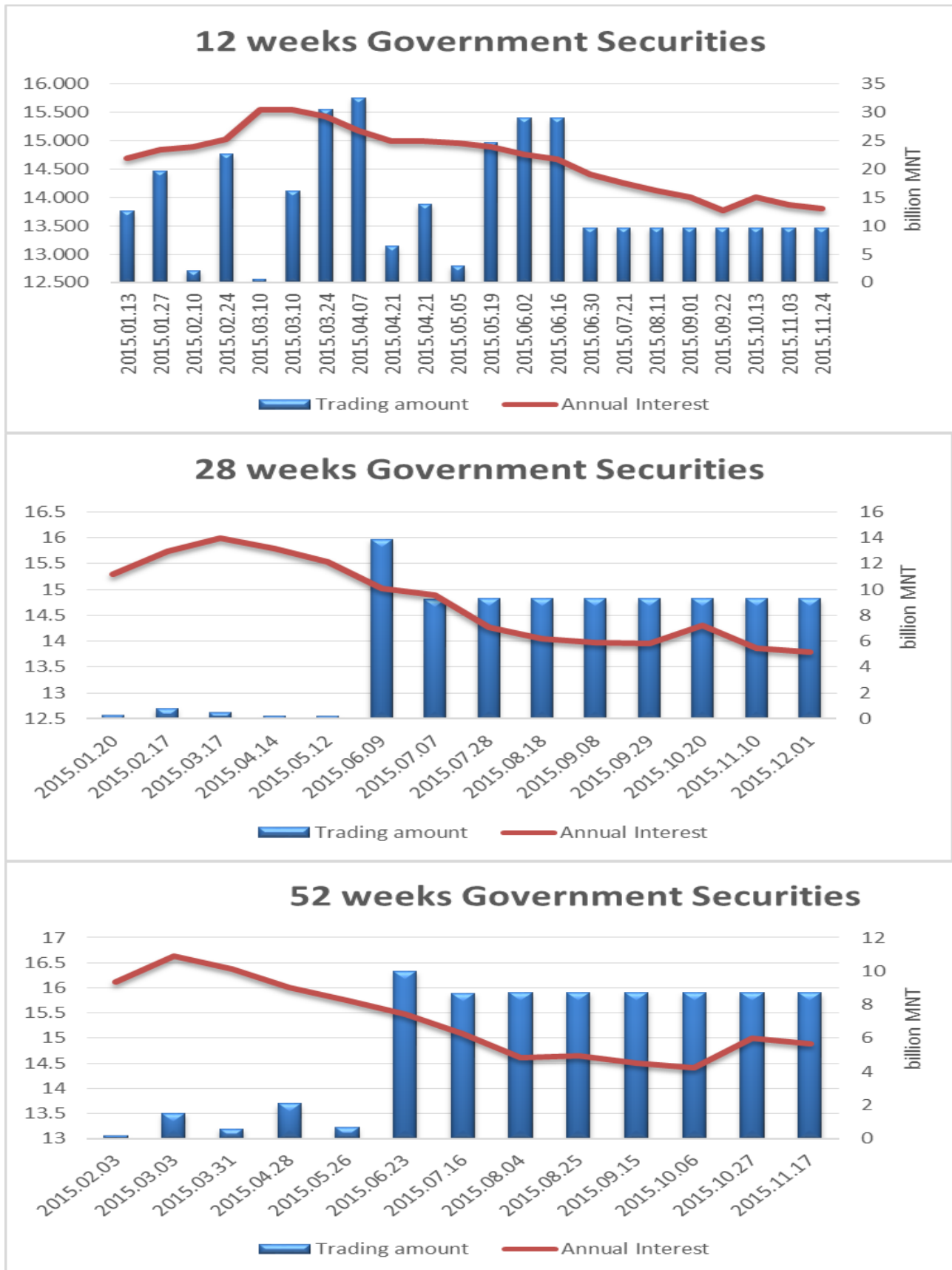
Government of Mongolia has been paid total of MNT283.5 billion repayment.

Total of MNT203.2 billion repayment has not been paid and waiting maturity dates. Detailed data shown on following chart.

Weeks	Units	Total Amount	Paid repayment	Pending Repayment
12	3,310,500	320,165,982,779.00	281,402,482,779.00	38,763,500,000.00
28	972,692	90,327,932,314.00	2,092,532,314.00	88,235,400,000.00
52	850,337	76,064,800,000.00	-	76,064,800,000.00
156	1,186	118,600,000.00	-	-
260	20	2,000,000.00	-	-



TRADING REPORT OF PRIMARY MARKET OF GOVERNMENT SECURITIES





**PRIMARY MARKET GOVERNMENT SECURITIES
TRADING IN NOVEMBER**

The order of Government Securities /with face value of MNT100,000/ starts from Wednesday through Tuesday.

In November primary market Government Securities trading organized 4 times and Government Securities worth MNT37.4 billion has been traded at Mongolian Stock Exchange.

Date	Maturity /week/	Unit	Discounted price	Interest rate	Amount /MNT/
2015.11.03	12	100,000	96,907	13.871%	9,690,700,000.00
2015.11.10	28	100,000	93,068	13.871%	9,306,800,000.00
2015.11.17	52	100,000	87,077	14.882%	8,707,700,000.00
2015.11.24	12	100,000	96,922	13.800%	9,692,200,000.00
2015.11.24	156	679	-	15.750%	67,900,000.00
TOTAL		400,679			37,465,300,000.00

**SECONDARY MARKET GOVERNMENT SECURITIES
TRADING IN NOVEMBER**



In November, total of 4,230 Government securities worth **MNT412.6** million traded through 19 sessions on secondary market trading at Mongolian Stock Exchange.

Date	Unit	Amount	Date	Unit	Amount /MNT/
2015.11.04	400	40,020,000.00	2015.11.06	133	12,444,810.00
2015.11.05	10	987,800.00	2015.11.06	200	18,714,000.00
2015.11.05	10	977,100.00	2015.11.16	1,000	99,690,000.00
2015.11.05	10	945,800.00	2015.11.18	10	950,000.00
2015.11.05	3	263,520.00	2015.11.18	1,047	99,967,560.00
2015.11.05	15	1,395,600.00	2015.11.27	22	2,137,740.00
2015.11.05	100	9,779,000.00	2015.11.27	10	1,000,000.00
2015.11.06	10	986,200.00	2015.11.27	10	1,000,000.00
2015.11.06	200	19,568,000.00	2015.11.27	10	1,000,000.00
2015.11.06	1,030	100,764,900.00	TOTAL	4,230	412,592,030.00

DECISIONS OF FINANCIAL REGULATORY COMMISSION AND MONGOLIAN STOCK EXCHANGE

FRC'S LISTING AMENDMENTS WERE MADE TO KHAABZ JSC

According to the Article No.: 6.1.1 of Legal Code of Financial Regulatory Commission, the Article No.: 20.1 of "Securities Listing Regulation" of FRC, the legal name of "KHAABZ" JSC changed to the "Hunnu Management" JSC on FRC's listing.

MSE's listing amendments will be taken according to the "Listing Regulation of MSE".

"BISHRELT INDUSTRIAL" JSC HAS BEEN DELISTED FROM MSE

Accordance with the Resolution No.: 310 of Financial Regulatory Commission of 2015, the paper request No.: 30/2015 of "Bishreлт Industrial" JSC dated on 10 August 2015, total 700,523 shares of "Bishreлт Industrial" (MSE:HHC) JSC has been delisted from Mongolian Stock Exchange on 25 November 2015.

"NOVEL INVESTMENT" LLC RECEIVED THE RATIFICATION OF MARKET MAKER

Mongolian Stock Exchange introduced international capital market structure of Market Makers, designed to provide liquidity and volume to the market by constantly supplying both supply and demand into market since February 2015.

On 09 November 2015, MSE's member "Novel Investment" LLC securities company received the ratification of "Market Maker" and signed agreement with Mongolian Stock Exchange. In last week, "Novel Investment" LLC participated the secondary market government securities trading and implemented 98 percent of trading of total 2,112 government bonds worth MNT206.8 million.



MSE'S BEGINNER COURSE CONDUCTED SUCCESSULLY



Mongolian stock exchange's "Capital market beginner course" for the residents has successfully conducted from 23 November 2015 to 27 November 2015.

This beginner course consists of combination of theory and practical aspects and capital market basic comprehensions, legal adjustment, participant's operation, practice lessons and securities trading at MSE, taught by specialists of Mongolian stock exchange and other professional organizations and professors of Mongolian Universities.

We plan to set next course on 07 December 2015.



Brief statistics

Traded volume	1,575,943
Total traded volume /MNT/	38,205,401,678.50
Number of transactions	824
Number of traded securities	69
Market Cap /MNT/	1,255,555,732,833

TOP-20 INDEX

Closing	12,489.58
Change %	-5.46

MSE ALL index

Closing	887.99
Change %	-5.16



Most actively traded securities :

By volume:				By value:			
No	Symbol	Securities name	Traded Volume	No	Symbol	Securities name	Traded Volume
1	HRM	GERMES CENTRE	730,242	1	HRM	HERMES CENTRE	76,988,237
2	ETR	E TRANS LOGISTIC	170,099	2	SUU	SUU	45,980,800
3	TCK	TALKH CHIKHER	142,650	3	UID	STATE DEPARTMENT STORE	25,316,181
4	UID	STATE DEPARTMENT STORE	39,861	4	TCK	TALKH CHIKHER	21,881,370
5	HBO	KHAI BI OIL	18,000	5	NEH	DARKHAN NEKHII	21,665,800

Most Gainer Companies

No	Symbol	Securities name	Closing price	Change %
1	GHC	GAN KHITS	19,130.00	19.56
2	UNS	ULAANSAN	1,592.00	17.93
3	ONH	UNDRUKHAAN	10,830.00	15.03
4	DZG	DARKHAN HOTEL	23,000.00	15.00
5	TEX	TECHNIK IMPORT	1,605.00	14.97

Most Loser Companies

No	Symbol	Securities name	Closing price	Change %
1	BDL	MOGOIN GOL	6,000.00	-22.63
2	BEU	BERTH UUL	2,210.00	-21.07
3	MIE	MATERIAL IMPEX	7,900.00	-21.00
4	SHG	SHARYN GOL	4,000.00	-19.92
5	NKT	NACO TULSH	288.97	-15.01

Government securities /Primary market/

No	Securities name	Traded Volume	Amount	price	Maturity /week/	Interest rate
1	ЗГХБ-Б-12-336	100,000	9,690,700,000	96,907	12	13.871
2	ЗГХБ-Б-28-337	100,000	9,306,800,000	93,068	28	13.871
3	ЗГХБ-Б-52-338	100,000	8,707,700,000	87,077	52	14.882
4	ЗГХБ-Б-12-339	100,000	9,692,200,000	96,922	12	13.800
5	ЗГЭБ-У-156-340	679	67,900,000	100,000	156	15.750

Government securities /Secondary market/

No	Securities name	Traded Volume	Amount	high	low	Closing price
1	ZGEB-BD-10/11/15-A0002-16.25	400	40,020,000	100,050	100,050	100,050
2	ZGEB-BL-24/11/15-A0032-0	10	987,800	98,780	98,780	98,780
3	ZGEB-BL-22/12/15-A0038-0	10	977,100	97,710	97,710	97,710
4	ZGEB-BL-22/03/16-A0053-0	10	945,800	94,580	94,580	94,580
5	ZGEB-BL-13/09/16-A0055-0	3	263,520	87,840	87,840	87,840
6	ZGEB-BL-12/04/16-A0059-0	15	1,395,600	93,040	93,040	93,040
7	ZGEB-BL-05/01/16-A0063-0	100	9,779,000	97,790	97,790	97,790
8	ZGEB-BL-22/12/15-A0038-0	10	986,200	98,620	98,620	98,620
9	ZGEB-BL-05/01/16-A0063-0	200	19,568,000	97,840	97,840	97,840
10	ZGEB-BL-05/01/16-A0063-0	1,030	100,764,900	97,830	97,830	97,830
11	ZGEB-BL-03/05/16-A0065-0	133	12,444,810	93,570	93,570	93,570
12	ZGEB-BL-03/05/16-A0065-0	200	18,714,000	93,570	93,570	93,570
13	ZGEB-BL-24/11/15-A0051-0	1,000	99,690,000	99,690	99,690	99,690
14	ZGEB-BL-15/11/16-A0075-0	10	950,000	95,000	95,000	95,000
15	ZGEB-BL-22/03/16-A0053-0	1,047	99,967,560	95,480	95,480	95,480
16	ZGEB-BL-09/02/16-A0045-0	22	2,137,740	97,170	97,170	97,170
17	ZGEB-BD-01/03/16-A0017-16.625	10	1,000,000	100,000	100,000	100,000
18	ZGEB-BD-30/03/16-A0024-16.375	10	1,000,000	100,000	100,000	100,000
19	ZGEB-BD-28/04/16-A0029-16	10	1,000,000	100,000	100,000	100,000